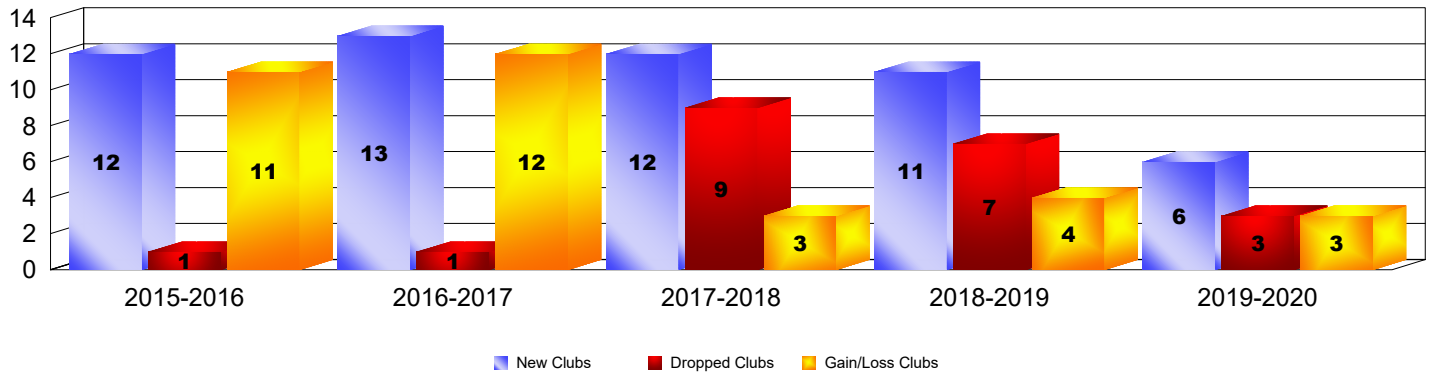


Multiple District 111

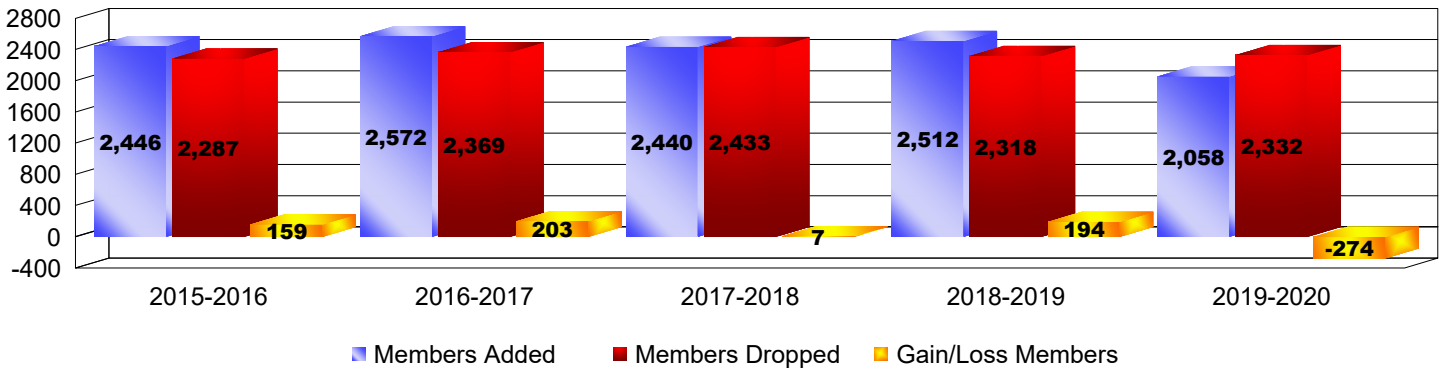
As of June 2020 Cumulative

Year	New Clubs	Dropped Clubs	Gain/Loss Clubs	New Members	Charter Members	Reinstate Members	Transfer Members	Total Member Added	Total Members Dropped	Gain/Loss Members
2015-2016	12	1	11	1,971	282	25	168	2,446	2,287	159
2016-2017	13	1	12	2,042	325	29	176	2,572	2,369	203
2017-2018	12	9	3	1,986	267	33	154	2,440	2,433	7
2018-2019	11	7	4	1,969	308	26	209	2,512	2,318	194
2019-2020	6	3	3	1,721	155	24	158	2,058	2,332	-274
Average	11	4	7	1,938	267	27	173	2,406	2,348	58


Clubs



Members



Membership Composition June 2020 Cumulative



Gender Comparison June 2020 Cumulative

